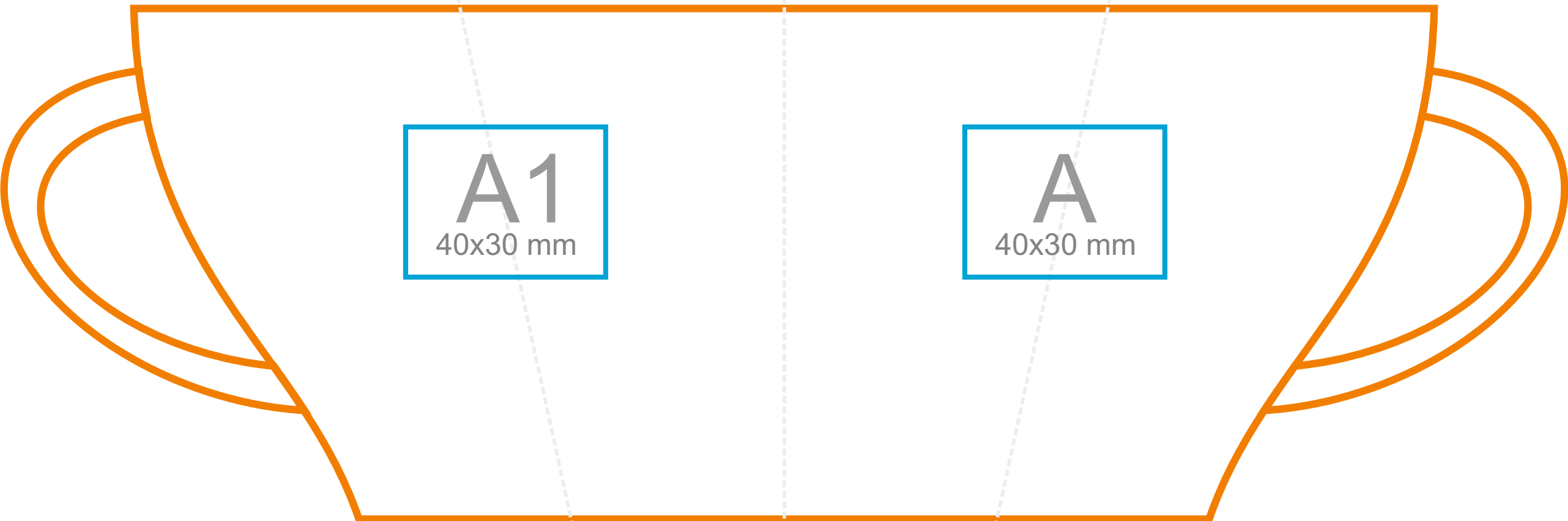



A1
40x30 mm

The diagram shows a cup with a handle on the left. A blue-bordered box is positioned on the left side of the cup's body, containing the text 'A1' and '40x30 mm'. A vertical dashed line runs through the center of the cup, and two diagonal dashed lines extend from the top corners of the cup towards the bottom.




A
40x30 mm

The diagram shows a cup with a handle on the right. A blue-bordered box is positioned on the right side of the cup's body, containing the text 'A' and '40x30 mm'. A vertical dashed line runs through the center of the cup, and two diagonal dashed lines extend from the top corners of the cup towards the bottom.



A1
40x30 mm

The diagram shows a cup with a handle on the left. A blue-bordered box is positioned on the left side of the cup's body, containing the text 'A1' and '40x30 mm'. A vertical dashed line runs through the center of the cup, and two diagonal dashed lines extend from the top corners of the cup towards the bottom.



A
40x30 mm

The diagram shows a cup with a handle on the right. A blue-bordered box is positioned on the right side of the cup's body, containing the text 'A' and '40x30 mm'. A vertical dashed line runs through the center of the cup, and two diagonal dashed lines extend from the top corners of the cup towards the bottom.